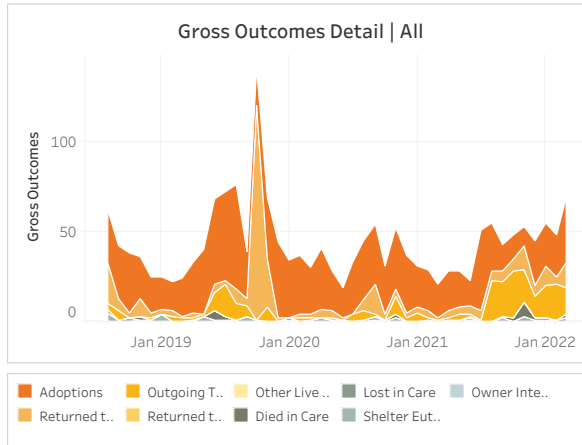
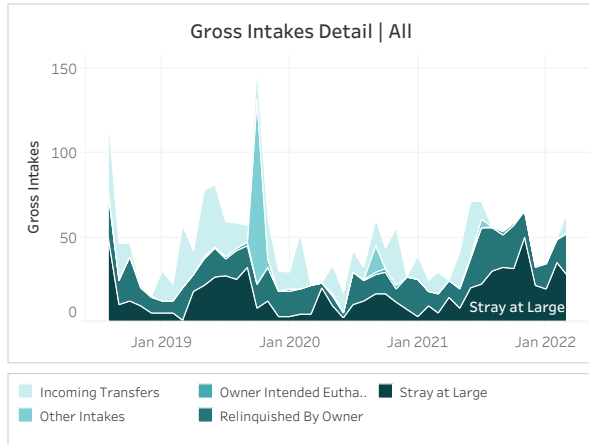
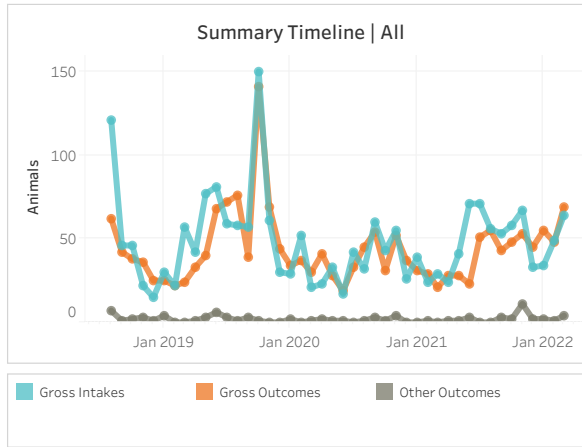
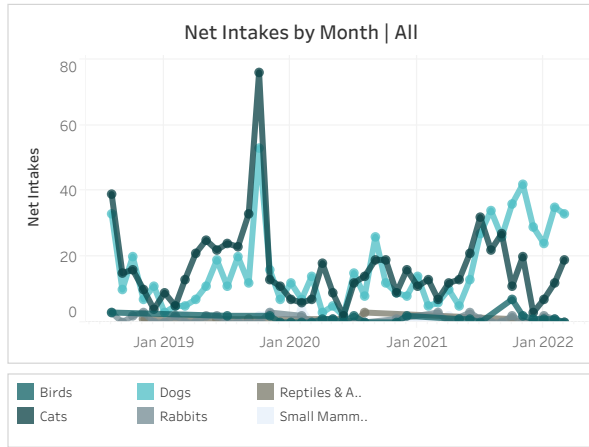


Data Summary | All

Updated 4/3/2022 with data through March 2022



Year of Reco..	Organizations	Gross Intakes	Net Intakes	Net Live Outcomes	Other Outcomes	Gross Outcomes
2018	1	250	177	180	14	203
2019	1	724	468	573	22	653
2020	1	433	280	399	16	441
2021	1	566	466	320	24	455
2022	1	147	135	112	7	172



Filters

Primary Filters

1. Select Full, Partial, or All data (default All):
All

2. Select Year:
All

3. Select Species to include (default Cats & Dogs):
All

Secondary Filters

State

CA

County

Sonoma County

Organization Type

Animal Shelter with a Gov..

Organization Name

NORTH BAY ANIMAL SERV..

NOTE:

Year over year trends are impacted by how many organizations submitted data. Hover over data points to see the total number of organizations that submitted data.

[View Detail](#)